

NINGBO TIANBO GANGLIAN ELECTRONICS CO., LTD

HJR-78F (TRKM)

SPECIFICATION

FILE NUMBER: T810S-P004A

DATE: 2004/06/25

■ CONTACT DATA

Contact Form	1A/1C/1B		
Contact Material	Silver Alloy		
Contact Ratings	NO: 20A/14VDC	NC: 12A/14VDC	1C: 7A 120VAC
Max Switching Voltage	250VAC/16VDC		
Max Switching Current	25A		
Max Switching Power	840VA/400W		
Contact Resistance	100m Ω Max	at 6VDC 1A	
Life Expectancy Electrical	100, 000	Operations (at 30 Operations/minute)	
Mechanical	10, 000, 000	Operations	

■ GENERAL DATA

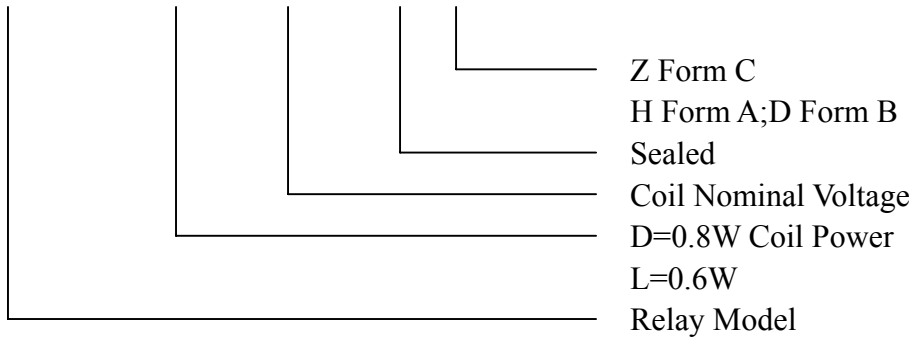
Insulation Resistance	100M Ω Min at 500VDC		
Dielectric Strength Between Open Contacts	500VAC (for one minute)		
Between Contacts and coil	500VAC for one minute)		
Operate Time	10ms		
Release Time	5ms		
Temperature Range	-40°C to +85°C		
Shock Resistance	Operating Extremes	10G	
	Damage Limits	100G	
Vibration Resistance	10-55Hz, 2.0mm		
Humidity	35-85%		
Weight	Approx. 6g		
Safety Standard	UL:E173485		

■ COIL DATA

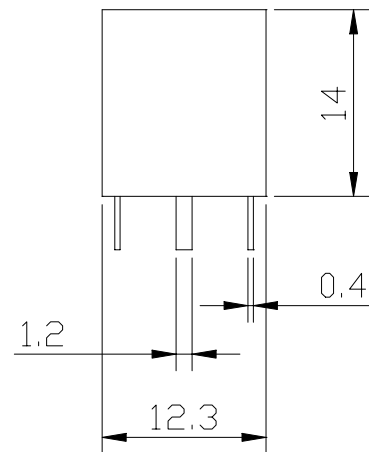
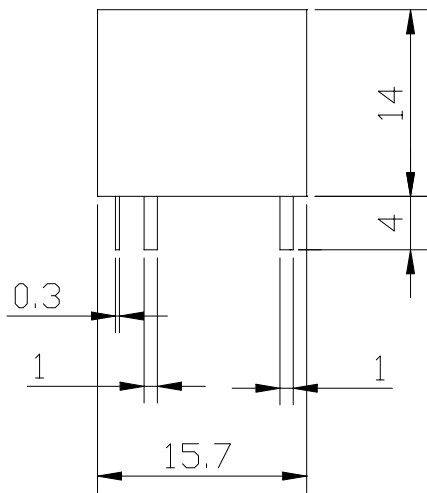
Nominal Voltage (VDC)	Coil Resistance at 20°C \pm 10% (Ω)		Max Operate Voltage (VDC)	Min Release Voltage (VDC)	Max Applicable Voltage (VDC)
	0.6W	0.8W			
6	60	45	3.9	0.48	7.8
9	135	100	5.85	0.72	11.7
12	240	180	7.8	0.96	15.6
24	960	720	15.6	1.92	31.2

ORDERING CODE

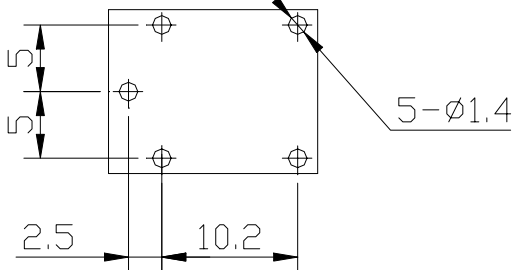
TRKM(78F) D—12VDC—S—Z



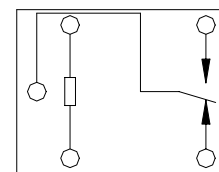
OVERALL AND MOUNTING DIMENSIONS



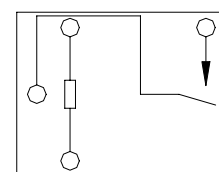
安装图



接线图



Form C



Form A